



Palette de Couleurs

STANDARD
PRESTIGE
PREMIUM

Décor STANDARD

Film structuré



Chêne Doré
Golden Oak

FILM NO: 9.2178.301
STRUCTURE: 116700
SIMILAIRE A RAL: -
CORPS DU PROFIL: *K/**B



Noyer
Nussbaum

FILM NO: 9.2178.307
STRUCTURE: 116700
SIMILAIRE A RAL: -
CORPS DU PROFIL: *B/**B



Anthracite
Anthrazitgrau

FILM NO: 02.20.71.000001
STRUCTURE: 116700
SIMILAIRE A RAL: 7016
CORPS DU PROFIL: *A/**B



Acajou
Sapeli

FILM NO: 9.2065.321
STRUCTURE: 116700
SIMILAIRE A RAL: -
CORPS DU PROFIL: *B/**B




Quarzgrau

FILM NO: 02.20.71.000012
STRUCTURE: 116700
SIMILAIRE A RAL: 7039
CORPS DU PROFIL: *A/**B



Winchester XA

FILM NO: 4.0175.005
STRUCTURE: 114800
SIMILAIRE A RAL: -
CORPS DU PROFIL: *K/**B




Anthrazit Ulti Matt

FILM NO: 02.20.71.000001
STRUCTURE: 504700
SIMILAIRE A RAL: 7016
CORPS DU PROFIL: *A/**B



Anthrazitgrau Glatt

FILM NO: 02.20.71.000001
STRUCTURE: 808300
SIMILAIRE A RAL: 7016
CORPS DU PROFIL: *A/**B



■ Gris
Grau

FILM NO: 02.20.71.000007
STRUCTURE: 116700
SIMILAIRE A RAL: 7001
CORPS DU PROFIL: *W/**W



■ Chêne Foncé FL-F1
Eiche Dunkel FL-F1

FILM NO: 9.2052.389
STRUCTURE: 116700
SIMILAIRE A RAL: -
CORPS DU PROFIL: *B/**B




KÖMMERLING®

* systèmes 76 AD/MD, 88 MD, PremiDoor 76/88, PremiSlide 76

** systèmes BASIC 70 (pour la groupe Standard i Prestige), 70 CL (pour la groupe Premium)


Décor PRESTIGE

Film structuré




Achatgrau

FILM NO: 02.20.71.000005
STRUCTURE: 116700
SIMILAIRE A RAL: 7038
CORPS DU PROFIL: *W/**W



Alux DB 703

FILM NO: F4361014
STRUCTURE: -
SIMILAIRE A RAL: -
CORPS DU PROFIL: *A/**B



Basaltgrau

FILM NO: 02.20.71.000010
STRUCTURE: 116700
SIMILAIRE A RAL: 7012
CORPS DU PROFIL: *A/**B



Bergkiefer

FILM NO: 9.3069.341
STRUCTURE: 116700
SIMILAIRE A RAL: -
CORPS DU PROFIL: *K/**B




Betongrau

FILM NO: 02.20.71.000019
STRUCTURE: 116700
SIMILAIRE A RAL: 7023
CORPS DU PROFIL: *A/**B



Black Cherry

FILM NO: 9.3202.301
STRUCTURE: 116700
SIMILAIRE A RAL: -
CORPS DU PROFIL: *B/**B



Black Ulti Matt

FILM NO: 02.20.01.000002
STRUCTURE: 504700
SIMILAIRE A RAL: 9011
CORPS DU PROFIL: *B/**B




Braunmaron

FILM NO: 02.11.81.000120
STRUCTURE: 116700
SIMILAIRE A RAL: -
CORPS DU PROFIL: *B/**B



Crème Px
Cremeweiss PX

FILM NO: 02.20.11.000001
STRUCTURE: 116700
SIMILAIRE A RAL: 9001
CORPS DU PROFIL: *W/**W



Vert Foncé
Dunkelgrün

FILM NO: 02.20.61.000001
STRUCTURE: 116700
SIMILAIRE A RAL: 6009
CORPS DU PROFIL: *B/**B



Chêne Foncé
Eiche Dunkel

FILM NO: 9.2140.305
STRUCTURE: 116700
SIMILAIRE A RAL: -
CORPS DU PROFIL: *B/**B



Eiche Rustikal

FILM NO: 9.3149.308
STRUCTURE: 116700
SIMILAIRE A RAL: -
CORPS DU PROFIL: *B/**B



Irish Oak

FILM NO: 9.3211.305
STRUCTURE: 114800
SIMILAIRE A RAL: -
CORPS DU PROFIL: *K/**B




Gris Clair
Lichtgrau

FILM NO: 02.20.71.000011
STRUCTURE: 116700
SIMILAIRE A RAL: 7035
CORPS DU PROFIL: *W/**W



Metbrush Aluminium

FILM NO: F4361001
STRUCTURE: -
SIMILAIRE A RAL: -
CORPS DU PROFIL: -



Metbrush Anthrazitgrau

FILM NO: F4361006
STRUCTURE: -
SIMILAIRE A RAL: -
CORPS DU PROFIL: *A/**B



Metbrush Platin

FILM NO: F4361004
STRUCTURE: -
SIMILAIRE A RAL: -
CORPS DU PROFIL: *W/**W




Metbrush Quarzgrau

FILM NO: F4361005
STRUCTURE: -
SIMILAIRE A RAL: -
CORPS DU PROFIL: *A/**B



Metbrush Silver

FILM NO: F4361002
STRUCTURE: -
SIMILAIRE A RAL: -
CORPS DU PROFIL: *W/**W



Vert Mousse
Moosgrün


FILM NO: 02.20.61.000002
STRUCTURE: 116700
SIMILAIRE A RAL: 6005
CORPS DU PROFIL: *B/**B

6




Chêne de Marais
Mooreiche

FILM NO: 9.3167.004
STRUCTURE: 167
SIMILAIRE A RAL: -
CORPS DU PROFIL: *B/**B



Oregon 4

FILM NO: 9.1192.301
STRUCTURE: 116700
SIMILAIRE A RAL: -
CORPS DU PROFIL: *K/**B



Quarzgrau SFTN Matt

FILM NO: F4366047
STRUCTURE: -
SIMILAIRE A RAL: 7039
CORPS DU PROFIL: *A/**B



Rustic Cherry

FILM NO: 9.3214.307
STRUCTURE: 119500
SIMILAIRE A RAL: -
CORPS DU PROFIL: *K/**B

* systèmes 76 AD/MD, 88 MD, PremiDoor 76/88, PremiSlide 76

** systèmes BASIC 70 (pour la groupe Standard i Prestige), 70 CL (pour la groupe Premium)



■ Schiefergrau Glatt

FILM NO: 02.20.71.000008
STRUCTURE: 808300
SIMILAIRE A RAL: 7015
CORPS DU PROFIL: *A/**B




■ Brun Chocolat
Schokobraun

FILM NO: 02.20.81.000018
STRUCTURE: 116700
SIMILAIRE A RAL: 8022
CORPS DU PROFIL: *B/**B




■ Schwarzbraun

FILM NO: 02.20.81.000010
STRUCTURE: 116700
SIMILAIRE A RAL: 8022
CORPS DU PROFIL: *B/**B



■ Schwarzgrau SFTN Matt

FILM NO: F4366023
STRUCTURE: -
SIMILAIRE A RAL: 7021
CORPS DU PROFIL: *A/**B



■ Signalgrau Glatt

FILM NO: 02.20.71.000009
STRUCTURE: 808300
SIMILAIRE A RAL: 7004
CORPS DU PROFIL: *W/**W




■ Stahlblau

FILM NO: 02.20.51.000001
STRUCTURE: 116700
SIMILAIRE A RAL: 5011
CORPS DU PROFIL: *B/**B



■ Streifen-Douglasie

FILM NO: 9.3152 309
STRUCTURE: 116700
SIMILAIRE A RAL: -
CORPS DU PROFIL: *K/**B



■ Umbragrau Glatt

FILM NO: 02.11.71.000054
STRUCTURE: 808300
SIMILAIRE A RAL: 7022
CORPS DU PROFIL: *A/**B




■ Weinrot

FILM NO: 02.20.31.000002
STRUCTURE: 116700
SIMILAIRE A RAL: 3005
CORPS DU PROFIL: *B/**B




■ Weiss PX

FILM NO: 02.20.91.000001
STRUCTURE: 116801
SIMILAIRE A RAL: 9010
CORPS DU PROFIL: *W/**W



■ AnTeak

FILM NO: 9.3241.302
STRUCTURE: 119500
SIMILAIRE A RAL: -
CORPS DU PROFIL: *W/**W




■ Anthrazitgrau SFTN Matt

FILM NO: F4366003A
STRUCTURE: -
SIMILAIRE A RAL: 7016
CORPS DU PROFIL: *A/**B



■ Anthrazitgrau Stylo

FILM NO: F4364003
STRUCTURE: -
SIMILAIRE A RAL: 7016
CORPS DU PROFIL: *A/**B



■ Basaltgrau SFTN

FILM NO: F4367048
STRUCTURE: -
SIMILAIRE A RAL: 7012
CORPS DU PROFIL: *A/**B



■ Basaltgrau SFTN Matt

FILM NO: F4366048
STRUCTURE: -
SIMILAIRE A RAL: 7012
CORPS DU PROFIL: *A/**B




■ Cherry Amaretto

FILM NO: F4363043
STRUCTURE: -
SIMILAIRE A RAL: -
CORPS DU PROFIL: *K/**B




■ Cherry Blossom

FILM NO: 9.3214.308
STRUCTURE: 119500
SIMILAIRE A RAL: -
CORPS DU PROFIL: *K/**B




■ Hazy Grey Finesse

FILM NO: 02.11.71.000111
STRUCTURE: 801300
SIMILAIRE A RAL: 7001
CORPS DU PROFIL: *W/**W



■ Quarzgrau SFTN

FILM NO: F4367047
STRUCTURE: -
SIMILAIRE A RAL: 7039
CORPS DU PROFIL: *A/**B



■ Schwarzbraun SFTN Matt

FILM NO: F4366010
STRUCTURE: -
SIMILAIRE A RAL: 8022
CORPS DU PROFIL: *B/**B




■ Schwarzgrau SFTN

FILM NO: F4367023
STRUCTURE: -
SIMILAIRE A RAL: 7021
CORPS DU PROFIL: *A/**B




■ Winchester XC

FILM NO: 4.0175.007
STRUCTURE: 114800
SIMILAIRE A RAL: -
CORPS DU PROFIL: *B/**B



■ Macore

FILM NO: 9.3162.302
STRUCTURE: 116700
SIMILAIRE A RAL: -
CORPS DU PROFIL: *B/**B



■ Dunkelrot

FILM NO: 02.11.31.000013
STRUCTURE: 116700
SIMILAIRE A RAL: 3011
CORPS DU PROFIL: *B/**B




■ Sheffield Oak Grey

FILM NO: F4363086
STRUCTURE: -
SIMILAIRE A RAL: -
CORPS DU PROFIL: *A/**W




■ Sheffield Oak Light

FILM NO: F4563081
STRUCTURE: -
SIMILAIRE A RAL: -
CORPS DU PROFIL: *W/**W



■ Achatgrau Glatt

FILM NO: 02.20.71.000005
STRUCTURE: 808300
SIMILAIRE A RAL: 7038
CORPS DU PROFIL: *W/**W



■ Schwarzgrau

FILM NO: 02.20.71.000014
STRUCTURE: 116700
SIMILAIRE A RAL: 7021
CORPS DU PROFIL: *A/**B



■ Brillantblau

FILM NO: 02.20.51.000002
STRUCTURE: 116700
SIMILAIRE A RAL: 5007
CORPS DU PROFIL: *W/**W



KÖMMERLING®

* systèmes 76 AD/MD, 88 MD, PremiDoor 76/88, PremiSlide 76

** systèmes BASIC 70 (pour la groupe Standard i Prestige), 70 CL (pour la groupe Premium)

Les couleurs int/ext seront placées uniquement sur le corps dédié à la couleur choisie.

Corps de profilé pour le plaxage int/ext:

W - profil blanc avec joint noir

B - profil marron teinté en masse avec joint noir

K - profil caramel teinté en masse avec joint noir

A - profil anthracite teinté en masse avec joint noir

Profilé dédié:

Couleur plaxage 1 face ext - blanc avec joint noir

INKA plaxage 1 face int - blanc avec joint noir

Couleur 2 faces int/ext: selon la liste ci-dessus

Les profilés en couleurs sont disponibles avec les joints noirs, sauf les exceptions ci-dessous où il existe la possibilité de joints gris:

Nom	Renolit no
ANTHRAZITGRAU	PX 02.20.71.000001
ANTHRAZIT ULTI MATT	PX 02.20.71.000001
ANTHRAZITGRAU GLATT	PX 02.20.71.000001
GRAU	PX 02.20.71.000007
QUARTZGRAU	PX 02.20.71.000012
BASALTGRAU	PX 02.20.71.000010
ACHATGRAU	PX 02.20.71.000005
SIGNALGRAU	PX 02.20.71.000009
SCHIEFERGRAU	PX 02.20.71.000008
WEISS	PX 02.20.91.000001
LICHTGRAU	PX 02.20.71.000011

Liste de profils livrés avec film de recouvrement sans logo:

Nom	Renolit no
ANTHRAZIT ULTI MATT	PX 02.20.71.000001
ALUX DB 703	PX F4361014
BLACK ULTI MATT	PX 02.20.01.000002
QUARZGRAU SFTN MATT	PX F4366047
SCHWARZGRAU SFTN MATT	PX F4366023
ANTHRAZITGRAU SFTN MATT	PX F4366003A
BASALTGRAU SFTN	PX F4367048
BASALTGRAU SFTN MATT	PX F4366048
HAZY GREY FINESSE	PX 02.11.71.000111
QUARZGRAU SFTN	PX F4367047
SCHWARZBRAUN SFTN MATT	PX F4366010
SCHWARZGRAU SFTN	PX F4367023